

# YAMAHA 2015 FZ-07 SLIP-ON

**\*\*PLEASE NOTE:** You will need to cut your stock exhaust system in order to install this unit.



<u>QTY.</u>	<u>DESCRIPTION</u>	<u>PART #</u>
<u>  </u> 1	Slip-On Unit	YA6714
<u>  </u> 1	M8 Flange Nut	FA-HH8N
<u>  </u> 2	Barrel Clamp	BC-55
<u>  </u> 1	Brass O2 Fitting Adaptor	O2B-12A




The first step in this project will be to remove your stock exhaust system. For the cut and prep of your stock exhaust you are going to need a die grinder with a cut-off wheel. If a die grinder is unavailable you may use a hacksaw, preferably with a brand new blade. Also, you will need a right angle grinder to clean up the cut area. Proceed with the following steps and remember, you only get one chance to cut. Make it a straight one.

1.



2.

Stabilize the system and make cut along weld edge.










3. Grind cut area smooth around the outside. You also may need to do some clean up on the inside of the tubes.




4. Now that you have your stock header unit cut and prepped you can now reinstall this unit.

5. Before mounting your new M4 unit you will need to move the stock mounting bracket (see photos below).





6. Apply a bead of high temp. silicone to end ends of your stock head pipes. Slip your new M4 unit onto head pipes.






7. Attach mounting tab to the outside of the previously relocated stock mounting point (see photos below). Use the stock bolt and supplied M8 flange nut.



6. Check for clearance, tighten all mounting hardware, and re-attach your O2 sensor. **\*\*Note: The O2 sensor fitting that is welded in place is set up for a M18 sensor probe used by most after market fuel management systems. We have supplied a reducer for use with the stock M12 sensor probe.**



**\*Note: This unit is designed for closed course competition and is not intended for street or highway use.**



## Disclaimers

**This M4 product alters the motorcycle manufacturer's original emission controls equipment and is not suitable for use on public roads.** It is designed and sold for closed course competition use only. It is the customer's responsibility to know their local and federal laws. M4 Products will not be responsible for any incidental or consequential damages, contingent or otherwise, including expenses for injury arising directly or indirectly from the use of this exhaust system product.

If damage occurs to any item(s) in transit, it is the responsibility of the carrier. Damage claims of this nature must be made with the carrier.

## Product Warranty

M4 Products, L.L.C. Stands behind the quality of its products with a one (1) year limited warranty for defects in workmanship and materials. This warranty is provided to the original purchases only, and any warranty claims must be accompanied by an original receipt or invoice showing proof of purchase. Issues caused by improper installation or modifications, exposure to chemicals, improper care, or lack of maintenance are not covered under this warranty. Due to the nature of high performance products, it is not possible no does this limited warranty cover or guarantee the performance of any product. Any defective exhaust system will be repaired or replaced by M4 Products, L.L.C. Once the item(s) are returned and found to be defective. Please use the procedures for RETURNS in the paragraph below. M4 Products is not responsible for any other expenses incurred by the customer under this limited warranty. M4 reserves the right to determine whether the conditions of this warranty have been met, and is the sole party in determining whether this warranty is void due to improper installation or care. The duration of any implied warranties are limited to the duration of the express warranty.

## Returns

New and unused items may be returned if they are accompanied with an RA (Return Authorization) number and a copy of the original invoice. If you are in question about the product you purchased or its installation, **DO NOT START THE MOTORCYCLE. Once a system or product has been used or modified, it cannot be returned for credit or exchange.** If needed, please call your dealer or M4 Products at (972) 481-9300 for technical assistance.

## Use and Care

It is important to have your exhaust system re-packed approximately every 5,000 miles. It is important to know that different materials and components may require different cleaning methods. In general, clean your system when it is cold to prevent spots from burning into the surface, and avoid any harsh chemicals or cleaning products which are acidic. For more detailed cleaning instructions, visit the Use and Care guide on our website at [www.m4exhaust.com](http://www.m4exhaust.com).