




SUPPLEMENTARY MANUAL

for GPX-Y01

REMOVE THE MAIN SEAT.



REMOVE THE BLACK TANK COVERS.
LIFT UP OR REMOVE THE
FUEL TANK.



PLUG GPX CONNECTORS IN-LINE
WITH THE SPEED SENSOR
CONNECTORS.

(WHITE, 3-POLE TRIANGULAR CONNECTORS
AT RIGHT SIDE BELOW FUEL TANK)




Yamaha R1

2004-2006




**CONNECT GPX BLACK/GREEN WIRE
TO
GRAY WIRE OF
CRANKSHAFT POSITION SENSOR
CONNECTOR.**

(TRANSPARENT, 2-POLE CONNECTOR
AT RIGHT SIDE BELOW FUEL TANK)



**CONNECT GPX RED WIRE TO
BROWN WIRE OF REAR BRAKELIGHT
SWITCH CONNECTOR.**

(BROWN, 2-POLE CONNECTOR
AT RIGHT SIDE BELOW FUEL TANK)



**TYPICAL POSITION FOR THE
GEAR INDICATOR.**

