





SUPPLEMENTARY MANUAL

for ESE-K01


**REMOVE THE BLACK FRAME COVERS
BELOW MAIN SEAT.
REMOVE THE
MAIN AND PASSANGER SEAT.
REMOVE THE REAR FAIRING
BELOW PASSANGER SEAT.**



REMOVE EXHAUST SERVO-MOTOR.
(LEFT SIDE NEXT TO FRAME)



**UNPLUG THE
EXHAUST SERVO-MOTOR
CONNECTORS.**
(WHITE, 3-POLE TRIANGULAR AND
TRANSPARENT, 2-POLE CONNECTORS)



Kawasaki ZX-6R

2007-2008



PLUG ESE CONNECTORS TO
EXHAUST SERVO-MOTOR
CONNECTORS.



TYPICAL POSITION
FOR EXHAUST SERVO ELIMINATOR.

