




SUPPLEMENTARY MANUAL

for ESE-K01

REMOVE THE PASSENGER SEAT.
REMOVE THE UPPER SEAT COVER.



REMOVE THE MAIN SEAT.



UNPLUG THE
EXHAUST SERVO-MOTOR
CONNECTORS.
(WHITE, 3-POLE TRIANGULAR AND TRANSPARENT, 2-
POLE CONNECTORS BELOW MAIN SEAT)




Kawasaki ZX-10R


2011-2014



REMOVE THE EXHAUST SERVO-MOTOR.
(BELOW MAIN SEAT)



PLUG ESE CONNECTORS TO EXHAUST SERVO-MOTOR CONNECTORS.



TYPICAL POSITION FOR EXHAUST SERVO ELIMINATOR.

