





SUPPLEMENTARY MANUAL

for ESE-K01


REMOVE BLACK FRAME COVERS
BELOW MAIN SEAT.
REMOVE THE MAIN SEAT.



UNPLUG THE
EXHAUST SERVO-MOTOR
CONNECTORS.
(WHITE, 3-POLE TRIANGULAR AND TRANSPARENT, 2-
POLE CONNECTORS BELOW MAIN SEAT)
REMOVE THE EXHAUST SERVO-
MOTOR.
(BELOW MAIN SEAT)



PLUG ESE CONNECTORS TO
EXHAUST SERVO-MOTOR
CONNECTORS.



Kawasaki ZX-10R

2008-2010



TYPICAL POSITION
FOR EXHAUST SERVO ELIMINATOR.

