





SUPPLEMENTARY MANUAL

for ESE-K01

REMOVE THE
PASSENGER AND MAIN SEAT.



REMOVE THE MAIN SEAT HOLDER.



UNPLUG THE
EXHAUST SERVO-MOTOR
CONNECTORS.
(WHITE, 3-POLE TRIANGULAR AND TRANSPARENT, 2-
POLE CONNECTORS BELOW MAIN SEAT)




Kawasaki Z1000


2010-2013



REMOVE THE EXHAUST SERVO-MOTOR.
(BELOW MAIN SEAT)



PLUG ESE CONNECTORS TO EXHAUST SERVO-MOTOR CONNECTORS.



TYPICAL POSITION FOR EXHAUST SERVO ELIMINATOR.

